

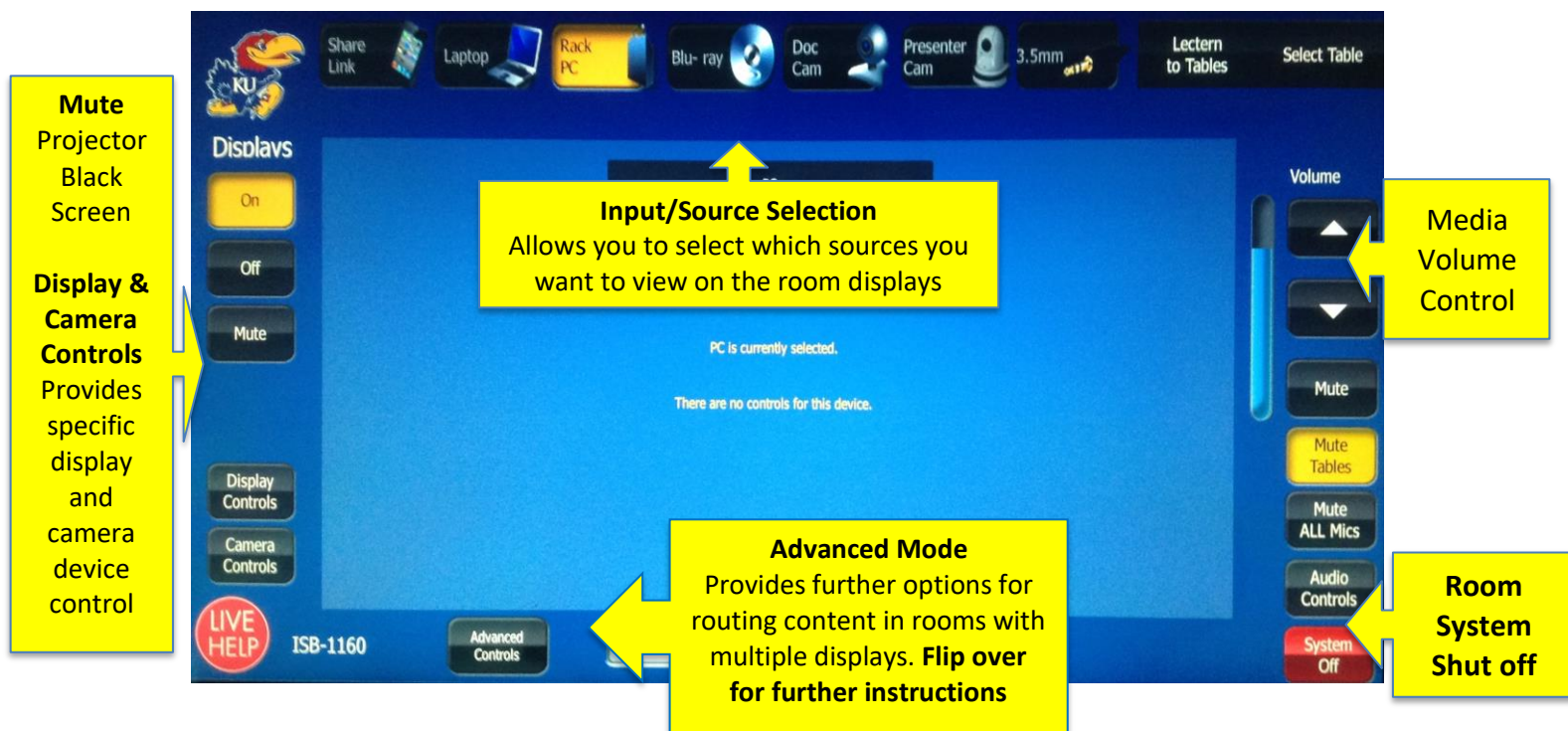
# CDS1/ISB 1160 AUDIO / VISUAL GUIDE

## Need Help?

Please contact KU IT at

# 785-864-8080

Press Jayhawk on main page to begin



**ShareLink:** The ShareLink allows you to connect your laptop or mobile device “wirelessly” to the display. Select this button and follow the onscreen instructions.

**LAPTOP:** Selecting the laptop button will route a laptop to the room display. You can connect your laptop using the provided VGA or HDMI cables at the podium.

**Rack PC/Mac:** Selecting these buttons will route the rack PC or Mac to the display. You may also have to turn on the computer by pressing its main power button.

**Bluray:** Selecting Blu-ray will route the podium Blu-ray player to the room display.

**Doc Cam:** Selecting the Doc Cam button will route the Document Camera to the room display.

**Presentation Cam:** Room camera can be displayed on screen and used through the room PC for lecture capture and web conferencing.

### Instructors:

Please log in using your KU Online ID and password.

### Don't forget to log out.

To log out, double click the log out icon on the PC desktop.

**If another class does not immediately follow yours, please shut down the system. (System off)**

Analog (VGA)



Digital (HDMI)

**KU** INFORMATION  
TECHNOLOGY  
The University of Kansas

[technology.ku.edu](http://technology.ku.edu)

### Need help?

Classroom Support: 785-864-1200

Customer Service Center: 785-864-8080 or  
[itcsc@ku.edu](mailto:itcsc@ku.edu)

Follow us on Twitter  @KUTechnology

# CDS1/ISB 1160 AUDIO / VISUAL GUIDE

## Need Help?

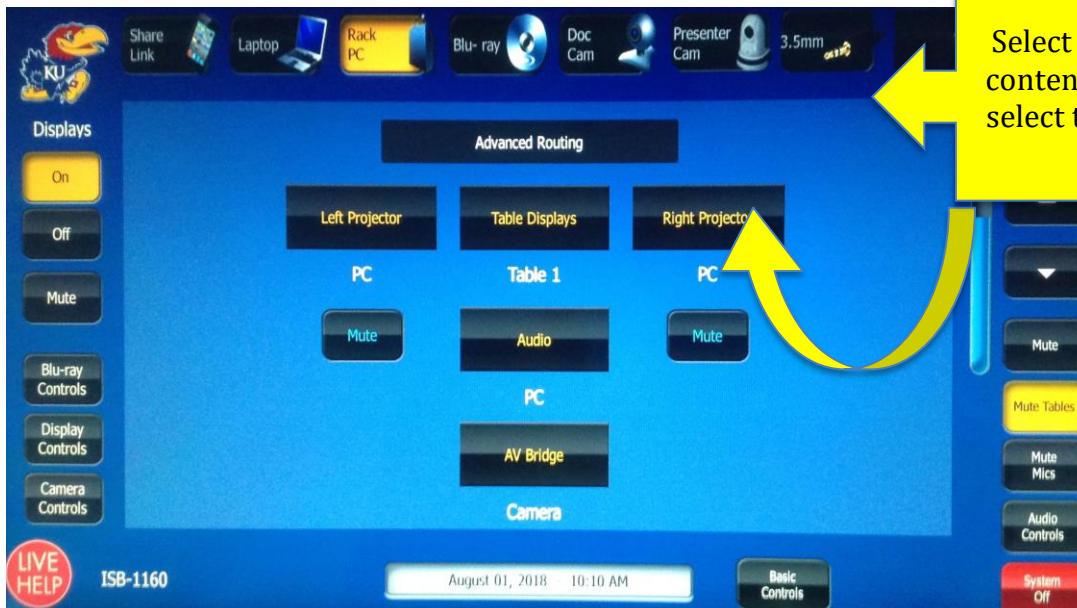
Please contact KU IT at

**785-864-8080**

### "Advanced Mode"

Advanced  
Mode

Selecting "Advanced Mode" will display destination buttons available to route various content to multiple displays.



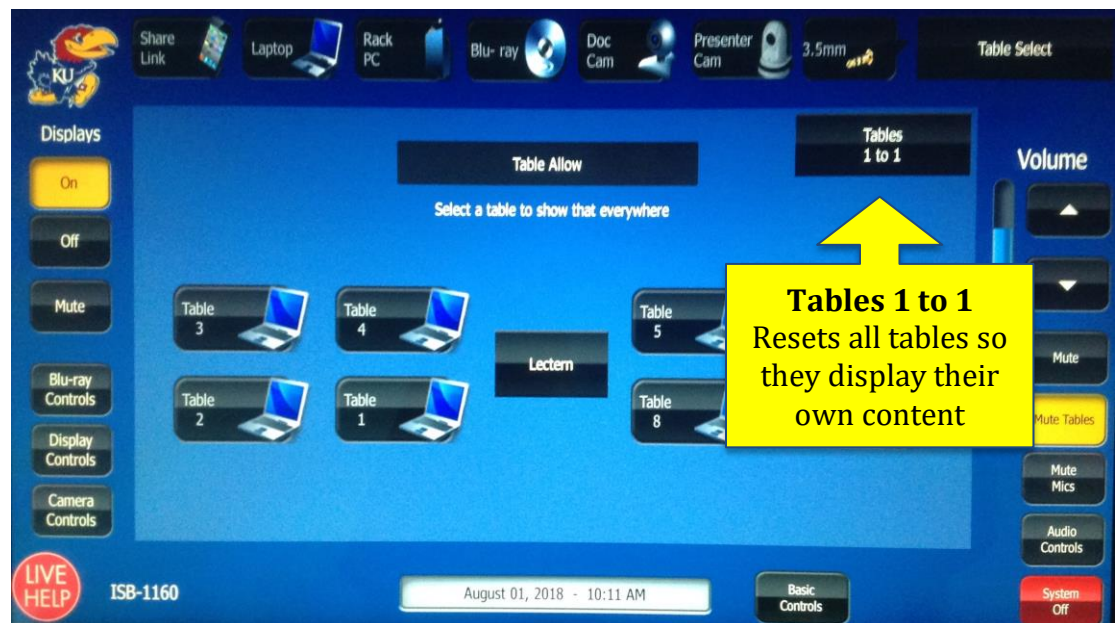
Select the source content first, then select the display.

### Table Select

Allows you to send individual table content to main displays and/or to all other table displays

### "Table Select"

Table Select



**Tables 1 to 1**  
Resets all tables so they display their own content

**KU** INFORMATION  
TECHNOLOGY  
The University of Kansas

[technology.ku.edu](http://technology.ku.edu)

### Need help?

Classroom Support: 785-864-1200

Customer Service Center: 785-864-8080 or  
[itcsc@ku.edu](mailto:itcsc@ku.edu)

Follow us on Twitter  @KUTechnology